



EV Power Distribution Enclosures

Connecting tomorrow's
infrastructure

Connecting tomorrow's infrastructure



Contents

The future is EV

Choosing your Solution

Compliance and Standards

Sizing Guide

EVIS Pillar Range:

DNO (Amp):

100, 200, 400, 630

Private (Amp):

100, 200, 400, 630

Other Connection Solutions

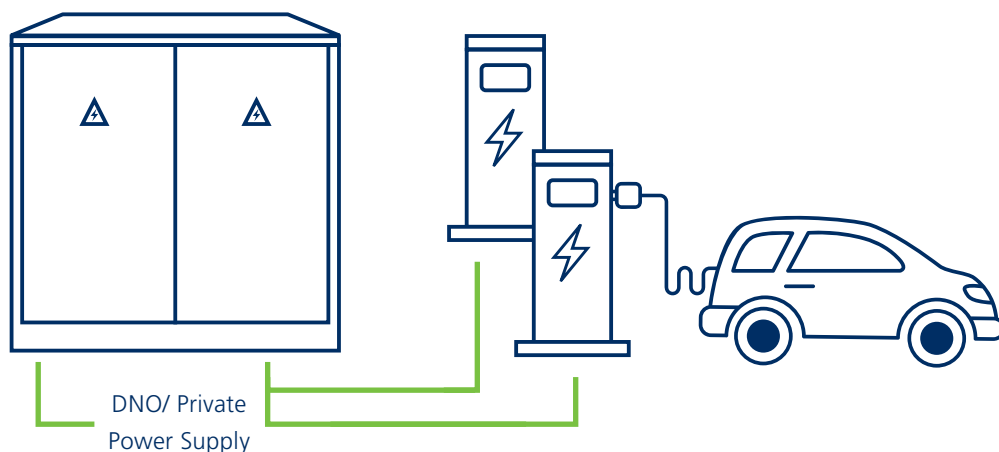


The Future is EV

Rising carbon emissions are having a major impact on global warming. As a result, governments are introducing aggressive sustainability targets focusing on the rapid deployment of net zero solutions.

The UK government's targets surrounding the reduction of carbon emissions from road vehicles are driving vehicle manufacturers to Electric Vehicles from traditional ICE vehicles, which in turn is increasing the importance of easily accessible EV Charging Networks that are safe, secure, and reliable.

As part of the Lucy Group, along with our sister company Lucy Electric, Lucy Zodion is uniquely positioned to meet a wide range of electrical connection requirements from large EV Hubs down to On-Street Charging.



To support the implementation of EV Charging Networks across both Public and Commercial markets, Lucy Zodion have launched the EVIS Pillar Range, Electric Vehicle Infrastructure Solutions, a range of standard EV Connection Feeder Pillars that are site-ready and available for express delivery.

The EVIS Pillar Range is designed to meet a wide range of application requirements from 100A – 630A for both Private Supply and New DNO Supplies, in both TT and PME earthing installations.

The EVIS Pillar Range of EV Connection Feeder Pillars are available in several different configurations, enabling installers to select the correct layout for their needs.

Housed in Lucy Zodion's market leading Fortress HDG Feeder Pillars, solutions are available in both TT and PME earthing options, with incomers rated at 100A, 200A, 400A and 630A.



Help Choosing Your Solution

Ordering a feeder pillar for an EV installation has never been easier.

With short, market-leading delivery times guaranteed.

The most important questions to consider when selecting your Feeder Pillar, include:

1. Incomer Size

What current rating is the incoming supply?

- 100A
- 200A
- 400A
- 630A

2. Incoming Supply Type

Is the incoming supply a Private connection (from an electric panel) or a Distribution Network Operator (DNO) supply?

The EVIS Pillar Range has options for both Private and DNO incoming supplies. Please ensure you select a DNO option when required. This option is a slightly larger enclosure size as it provides specially allocated space for a DNO Cut-Out and cable entry.

3. Chargepoints


How many EV Chargepoints is the Feeder Pillar powering and what are their ratings?

The EVIS range is available in several configurations designed to meet all onsite layouts, including those with a mix of EV Chargepoints. Outgoing devices include both single-phase and three-phase enabling EV Chargers to be powered, from 7kW – 50kW. In the event a non-standard mix is required please contact our technical sales team who will be able to support bespoke solutions.

4. Earthing System

What kind of earthing system is required, is it a TT system or a Protective Multiple Earthing (PME) system?

TT systems, where an earth rod is installed to provide the earth, is the most common. However, where it is not possible to fit an earth rod or mat then fitting PEN detection technology is a well-recognised alternative, especially in safety-critical locations.



Example of EVIS Pillar for a DNO supply

Compliance & Standards

The EVIS standard range of EV Connection Pillars are manufactured and tested in accordance to the following standards.

Electrical compliance:

- BS7671: IET Wiring Regulations - covers the electrical installation of buildings including the use of surge protection.
- BS7671: IET code of practice for electric charging
- BS EN 61439: Low-voltage switchgear and control gear assemblies.

Galvanised Pillar compliance:

- BS EN ISO 1461: Hot dip galvanized coatings on fabricated iron and steel articles. Specifications and test methods.
- BS EN 636: Plywood Specifications - Class 2.
- BS EN 13986: Wood-based panels for use in construction. Characteristics; evaluation of conformity and marking.












Equipped Pillars:

- Restriction of the use of certain hazardous substances Directive 2011/65/EU
- Low Voltage Directive (LVD) 2014/35/EU



Sizing Guide

The EVIS Range utilises the marketing leading Fortress Range of street lighting pillars providing a modular solution for EV infrastructure that simplifies the installation process.

| Pillar Sizes and Dimensions | | | | | | | | |
|---|-------------------------------|-------------|-------------|------------|------------|-----------------------|--|------------------------|
| | Unit Type | Pillar Size | Height (mm) | Width (mm) | Depth (mm) | Estimated Weight (kg) | Enclosure Material | Doors |
|  | 100A Private | Size 12 | 1294 | 1110 | 400 | 200 | Hot Dipped Galvanised Mild Steel (3mm) | 1 (Single) |
|  | 100A DNO | Size 14 | 1300 | 1250 | 450 | 250 | Hot Dipped Galvanised Mild Steel (3mm) | 2 (Double) |
|  | 100A DNO | Size 16 | 1300 | 1500 | 450 | 250 | Hot Dipped Galvanised Mild Steel (3mm) | 2 (Double) |
|  | 200A Private | Size 22 | 1600 | 1250 | 450 | 275 | Hot Dipped Galvanised Mild Steel (3mm) | 2 (Double) |
|  | 200A Private | Size 24 | 1600 | 1500 | 450 | 300 | Hot Dipped Galvanised Mild Steel (3mm) | 2 (Double) |
|  | 200A DNO/ 200A Private | Size 26 | 1600 | 1750 | 450 | 325 | Hot Dipped Galvanised Mild Steel (3mm) | 2 (Double) |
|  | 200A DNO | Size 30 | 1600 | 2250 | 450 | 400 | Hot Dipped Galvanised Mild Steel (3mm) | 2 (Double) |
|  | 400A Private | Size 32 | 2000 | 1500 | 600 | 500 | Hot Dipped Galvanised Mild Steel (3mm) | 2 (Double) |
|  | 400A Private/ 630A Private | Size 36 | 2000 | 2000 | 600 | 600 | Hot Dipped Galvanised Mild Steel (3mm) | 2 (Double) |
|  | 630A DNO/ 630A Private | Size 42 | 2200 | 2250 | 600 | 600 | Hot Dipped Galvanised Mild Steel (3mm) | 2 (Double) |
|  | 400A DNO/ 630A DNO | Size 52 | 2200 | 2850 | 600 | 1000 | Hot Dipped Galvanised Mild Steel (3mm) | 3 (1 single, 1 double) |

*All enclosures in the standard range are Hot Dipped Galvanised as standard. Units can be painted on request however this will lengthen lead time.

100Amp

| 100Amp DNO | | | | | | | | | | | | |
|--|------------------------------------|-------------|------------------------------------|-------------|------------------------------------|-------------|------------------------------------|-------------|------------------------------------|-------------|------------------------------------|-------------|
| Type | EV1008007GT | EV1008007GE | EV1008007LT | EV1008007LE | EV1003022GT | EV1003022GE | EV1003022LT | EV1003022LE | EV1002043LT | EV1002043LE | EV1001050LT | EV1001050LE |
| Rating | 7 KW (40A SPN) | | 7 KW (40A SPN) | | 22 KW (40A TPN) | | 22 KW (40A TPN) | | 43 KW (63A TPN) | | 50 KW (80A TPN) | |
| Charge Points | 8 | | 8 | | 3 | | 3 | | 2 | | 1 | |
| Internals | | | | | | | | | | | | |
| Earthing | TT | PME | TT | PME | TT | PME | TT | PME | TT | PME | TT | PME |
| Internal Enclosures | Non-Conductive Class II | | Non-Conductive Class II | | Non-Conductive Class II | | Non-Conductive Class II | | Non-Conductive Class II | | Non-Conductive Class II | |
| Heater | Anti-condensation (pre-set to 5°C) | | Anti-condensation (pre-set to 5°C) | | Anti-condensation (pre-set to 5°C) | | Anti-condensation (pre-set to 5°C) | | Anti-condensation (pre-set to 5°C) | | Anti-condensation (pre-set to 5°C) | |
| Protection | MCCB main incomer | | MCCB main incomer | | MCCB main incomer | | MCCB main incomer | | MCCB main incomer | | MCCB main incomer | |
| Earth Leakage | 30mA | 30mA | 300mA | 300mA | 30mA | 30mA | 300mA | 300mA | 300mA | 300mA | 300mA | 300mA |
| Earth Leakage Type | Type A | | Type A | | Type A | | Type A | | Type A | | Type A | |
| Externals | | | | | | | | | | | | |
| Enclosure | Hot-Dip Galvanised | | Hot-Dip Galvanised | | Hot-Dip Galvanised | | Hot-Dip Galvanised | | Hot-Dip Galvanised | | Hot-Dip Galvanised | |
| Lock Type | Wedglock | | Wedglock | | Wedglock | | Wedglock | | Wedglock | | Wedglock | |
| Compliance & Approvals | | | | | | | | | | | | |
| IET Wiring Regulations | BS7671 | | BS7671 | | BS7671 | | BS7671 | | BS7671 | | BS7671 | |
| IET code of practice for EV charging | BS7671 | | BS7671 | | BS7671 | | BS7671 | | BS7671 | | BS7671 | |
| Mild Steel-Galvanised | BS EN ISO 1461 | | BS EN ISO 1461 | | BS EN ISO 1461 | | BS EN ISO 1461 | | BS EN ISO 1461 | | BS EN ISO 1461 | |
| Pillar Size | | | | | | | | | | | | |
| (See Size Guide for Pillar Dimensions) | 14 | 16 | 14 | 16 | 14 | 16 | 14 | 16 | 14 | 16 | 14 | 14 |

| 100Amp Private | | | | | | | | | | | | |
|--|------------------------------------|--------------|------------------------------------|--------------|------------------------------------|--------------|------------------------------------|--------------|------------------------------------|--------------|------------------------------------|--------------|
| Type | EV100P8007GT | EV100P8007GE | EV100P8007LT | EV100P8007LE | EV100P3022GT | EV100P3022GE | EV100P3022LT | EV100P3022LE | EV100P2043LT | EV100P2043LE | EV100P1050LT | EV100P1050LE |
| Rating | 7 KW (40A SPN) | | 7 KW (40A SPN) | | 22 KW (40A TPN) | | 22 KW (40A TPN) | | 43 KW (63A TPN) | | 50 KW (80A TPN) | |
| Charge Points | 8 | | 8 | | 3 | | 3 | | 2 | | 1 | |
| Internals | | | | | | | | | | | | |
| Earthing | TT | PME | TT | PME | TT | PME | TT | PME | TT | PME | TT | PME |
| Internal Enclosures | Non-Conductive Class II | | Non-Conductive Class II | | Non-Conductive Class II | | Non-Conductive Class II | | Non-Conductive Class II | | Non-Conductive Class II | |
| Heater | Anti-condensation (pre-set to 5°C) | | Anti-condensation (pre-set to 5°C) | | Anti-condensation (pre-set to 5°C) | | Anti-condensation (pre-set to 5°C) | | Anti-condensation (pre-set to 5°C) | | Anti-condensation (pre-set to 5°C) | |
| Protection | MCCB main incomer | | MCCB main incomer | | MCCB main incomer | | MCCB main incomer | | MCCB main incomer | | MCCB main incomer | |
| Earth Leakage | 30mA | 30mA | 300mA | 300mA | 30mA | 30mA | 300mA | 300mA | 300mA | 300mA | 300mA | 300mA |
| Earth Leakage Type | Type A | | Type A | | Type A | | Type A | | Type A | | Type A | |
| Externals | | | | | | | | | | | | |
| Enclosure | Hot-Dip Galvanised | | Hot-Dip Galvanised | | Hot-Dip Galvanised | | Hot-Dip Galvanised | | Hot-Dip Galvanised | | Hot-Dip Galvanised | |
| Lock Type | Wedglock | | Wedglock | | Wedglock | | Wedglock | | Wedglock | | Wedglock | |
| Compliance & Approvals | | | | | | | | | | | | |
| IET Wiring Regulations | BS7671 | | BS7671 | | BS7671 | | BS7671 | | BS7671 | | BS7671 | |
| IET code of practice for EV charging | BS7671 | | BS7671 | | BS7671 | | BS7671 | | BS7671 | | BS7671 | |
| Mild Steel-Galvanised | BS EN ISO 1461 | | BS EN ISO 1461 | | BS EN ISO 1461 | | BS EN ISO 1461 | | BS EN ISO 1461 | | BS EN ISO 1461 | |
| Pillar Size | | | | | | | | | | | | |
| (See Size Guide for Pillar Dimensions) | 12 | 12 | 12 | 12 | 12 | 12 | 12 | 12 | 12 | 12 | 12 | 12 |

* Charge points shall be required to have load management software installed

200Amp

| 200Amp DNO | | | | | | | | | | | | |
|--|------------------------------------|-------------|------------------------------------|-------------|------------------------------------|-------------|------------------------------------|-------------|------------------------------------|-------------|------------------------------------|-------------|
| Type | EV2001607GT | EV2001607GE | EV2001607LT | EV2001607LE | EV2006022GT | EV2006022GE | EV2006022LT | EV2006022LE | EV2004043LT | EV2004043LE | EV2003050LT | EV2003050LE |
| Rating | 7 KW (40A SPN) | | 7 KW (40A SPN) | | 22 KW (40A TPN) | | 22 KW (40A TPN) | | 43 KW (63A TPN) | | 50 KW (80A TPN) | |
| Charge Points | 16 | | 16 | | 6 | | 6 | | 4* | | 3* | |
| Internals | | | | | | | | | | | | |
| Earthing | TT | PME | TT | PME | TT | PME | TT | PME | TT | PME | TT | PME |
| Internal Enclosures | Non-Conductive Class II | | Non-Conductive Class II | | Non-Conductive Class II | | Non-Conductive Class II | | Non-Conductive Class II | | Non-Conductive Class II | |
| Heater | Anti-condensation (pre-set to 5°C) | | Anti-condensation (pre-set to 5°C) | | Anti-condensation (pre-set to 5°C) | | Anti-condensation (pre-set to 5°C) | | Anti-condensation (pre-set to 5°C) | | Anti-condensation (pre-set to 5°C) | |
| Protection | MCCB main incomer | | MCCB main incomer | | MCCB main incomer | | MCCB main incomer | | MCCB main incomer | | MCCB main incomer | |
| Earth Leakage | 30mA | 30mA | 300mA | 300mA | 30mA | 30mA | 300mA | 300mA | 300mA | 300mA | 300mA | 300mA |
| Earth Leakage Type | Type A | | Type A | | Type A | | Type A | | Type A | | Type A | |
| Externals | | | | | | | | | | | | |
| Enclosure | Hot-Dip Galvanised | | Hot-Dip Galvanised | | Hot-Dip Galvanised | | Hot-Dip Galvanised | | Hot-Dip Galvanised | | Hot-Dip Galvanised | |
| Lock Type | Wedglock | | Wedglock | | Wedglock | | Wedglock | | Wedglock | | Wedglock | |
| Compliance & Approvals | | | | | | | | | | | | |
| IET Wiring Regulations | BS7671 | | BS7671 | | BS7671 | | BS7671 | | BS7671 | | BS7671 | |
| IET code of practice for EV charging | BS7671 | | BS7671 | | BS7671 | | BS7671 | | BS7671 | | BS7671 | |
| Mild Steel-Galvanised | BS EN ISO 1461 | | BS EN ISO 1461 | | BS EN ISO 1461 | | BS EN ISO 1461 | | BS EN ISO 1461 | | BS EN ISO 1461 | |
| Pillar Size | | | | | | | | | | | | |
| (See Size Guide for Pillar Dimensions) | 26 | 30 | 26 | 30 | 26 | 30 | 26 | 30 | 26 | 30 | 26 | 30 |

| 200Amp Private | | | | | | | | | | | | |
|--|-------------------------------------|--------------|-------------------------------------|--------------|-------------------------------------|--------------|-------------------------------------|--------------|-------------------------------------|--------------|-------------------------------------|--------------|
| Type | EV200P1607GT | EV200P1607GE | EV200P1607LT | EV200P1607LE | EV200P6022GT | EV200P6022GE | EV200P6022LT | EV200P6022LE | EV200P4043LT | EV200P4043LE | EV200P3050LT | EV200P3050LE |
| Rating | 7 KW (40A SPN) | | 7 KW (40A SPN) | | 22 KW (40A TPN) | | 22 KW (40A TPN) | | 43 KW (63A TPN) | | 50 KW (80A TPN) | |
| Charge Points | 16 | | 16 | | 6 | | 6 | | 4* | | 3* | |
| Internals | | | | | | | | | | | | |
| Earthing | TT | PME | TT | PME | TT | PME | TT | PME | TT | PME | TT | PME |
| Internal Enclosures | Non-Conductive Class II | | Non-Conductive Class II | | Non-Conductive Class II | | Non-Conductive Class II | | Non-Conductive Class II | | Non-Conductive Class II | |
| Heater | Anti-condensation (pre-set to 5o C) | | Anti-condensation (pre-set to 5o C) | | Anti-condensation (pre-set to 5o C) | | Anti-condensation (pre-set to 5o C) | | Anti-condensation (pre-set to 5o C) | | Anti-condensation (pre-set to 5o C) | |
| Protection | MCCB main incomer | | MCCB main incomer | | MCCB main incomer | | MCCB main incomer | | MCCB main incomer | | MCCB main incomer | |
| Earth Leakage | 30mA | 30mA | 300mA | 300mA | 30mA | 30mA | 300mA | 300mA | 300mA | 300mA | 300mA | 300mA |
| Earth Leakage Type | Type A | | Type A | | Type A | | Type A | | Type A | | Type A | |
| Externals | | | | | | | | | | | | |
| Enclosure | Hot-Dip Galvanised | | Hot-Dip Galvanised | | Hot-Dip Galvanised | | Hot-Dip Galvanised | | Hot-Dip Galvanised | | Hot-Dip Galvanised | |
| Lock Type | Wedglock | | Wedglock | | Wedglock | | Wedglock | | Wedglock | | Wedglock | |
| Compliance & Approvals | | | | | | | | | | | | |
| IET Wiring Regulations | BS7671 | | BS7671 | | BS7671 | | BS7671 | | BS7671 | | BS7671 | |
| IET code of practice for EV charging | BS7671 | | BS7671 | | BS7671 | | BS7671 | | BS7671 | | BS7671 | |
| Mild Steel-Galvanised | BS EN ISO 1461 | | BS EN ISO 1461 | | BS EN ISO 1461 | | BS EN ISO 1461 | | BS EN ISO 1461 | | BS EN ISO 1461 | |
| Pillar Size | | | | | | | | | | | | |
| (See Size Guide for Pillar Dimensions) | 22 | 24 | 22 | 26 | 22 | 24 | 22 | 24 | 22 | 24 | 22 | 24 |

* Charge points shall be required to have load management software installed

400Amp

| 400Amp DNO | | | | | | | | | | |
|--|------------------------------------|-------------|------------------------------------|-------------|------------------------------------|-------------|------------------------------------|-------------|------------------------------------|-------------|
| Type | EV4001222GT | EV4001222GE | EV4001222LT | EV4001222LE | EV4008043LT | EV4008043LE | EV4005050LT | EV4005050LE | EV4002120LT | EV4002120LE |
| Rating | 22 KW (40A TPN) | | 22 KW (40A TPN) | | 43 KW (63A TPN) | | 50 KW (80A TPN) | | 120/150 KW (250A TPN) | |
| Charge Points | 12 | | 12 | | 8* | | 5* | | 2* | |
| Internals | | | | | | | | | | |
| TT | TT | PME | TT | PME | TT | PME | TT | PME | TT | PME |
| Non-Conductive Class II | Non-Conductive Class II | | Non-Conductive Class II | | Non-Conductive Class II | | Non-Conductive Class II | | Non-Conductive Class II | |
| Heater | Anti-condensation (pre-set to 5°C) | | Anti-condensation (pre-set to 5°C) | | Anti-condensation (pre-set to 5°C) | | Anti-condensation (pre-set to 5°C) | | Anti-condensation (pre-set to 5°C) | |
| MCCB main incomer | MCCB main incomer | | MCCB main incomer | | MCCB main incomer | | MCCB main incomer | | MCCB main incomer | |
| Earth Leakage | 30mA | 30mA | 300mA | 300mA | 300mA | 300mA | 300mA | 300mA | 300mA | 300mA |
| Type A | Type A | | Type A | | Type A | | Type A | | Type A | |
| Externals | | | | | | | | | | |
| Enclosure | Hot-Dip Galvanised | | Hot-Dip Galvanised | | Hot-Dip Galvanised | | Hot-Dip Galvanised | | Hot-Dip Galvanised | |
| Lock Type | Wedgelock | | Wedgelock | | Wedgelock | | Wedgelock | | Wedgelock | |
| Compliance & Approvals | | | | | | | | | | |
| IET Wiring Regulations | BS7671 | | BS7671 | | BS7671 | | BS7671 | | BS7671 | |
| IET code of practice for EV charging | BS7671 | | BS7671 | | BS7671 | | BS7671 | | BS7671 | |
| Mild Steel-Galvanised | BS EN ISO 1461 | | BS EN ISO 1461 | | BS EN ISO 1461 | | BS EN ISO 1461 | | BS EN ISO 1461 | |
| Pillar Size | | | | | | | | | | |
| (See Size Guide for Pillar Dimensions) | 52 | 52 | 52 | 52 | 52 | 52 | 52 | 52 | 52 | 52 |

| 400Amp Private | | | | | | | | | | |
|--|------------------------------------|--------------|------------------------------------|--------------|------------------------------------|--------------|------------------------------------|--------------|------------------------------------|--------------|
| Type | EV400P1222GT | EV400P1222GE | EV400P1222LT | EV400P1222LE | EV400P8043LT | EV400P8043LE | EV400P5050LT | EV400P5050LE | EV400P2120LT | EV400P2120LE |
| Rating | 22 KW (40A TPN) | | 22 KW (40A TPN) | | 43 KW (63A TPN) | | 50 KW (80A TPN) | | 120/150 KW (250A TPN) | |
| Charge Points | 12 | | 12 | | 8* | | 5* | | 2* | |
| Internals | | | | | | | | | | |
| TT | TT | PME | TT | PME | TT | PME | TT | PME | TT | PME |
| Non-Conductive Class II | Non-Conductive Class II | | Non-Conductive Class II | | Non-Conductive Class II | | Non-Conductive Class II | | Non-Conductive Class II | |
| Heather | Anti-condensation (pre-set to 5°C) | | Anti-condensation (pre-set to 5°C) | | Anti-condensation (pre-set to 5°C) | | Anti-condensation (pre-set to 5°C) | | Anti-condensation (pre-set to 5°C) | |
| MCCB main incomer | MCCB main incomer | | MCCB main incomer | | MCCB main incomer | | MCCB main incomer | | MCCB main incomer | |
| Earth Leakage | 30mA | 30mA | 300mA | 300mA | 300mA | 300mA | 300mA | 300mA | 300mA | 300mA |
| Type A | Type A | | Type A | | Type A | | Type A | | Type A | |
| Externals | | | | | | | | | | |
| Enclosure | Hot-Dip Galvanised | | Hot-Dip Galvanised | | Hot-Dip Galvanised | | Hot-Dip Galvanised | | Hot-Dip Galvanised | |
| Lock Type | Wedgelock | | Wedgelock | | Wedgelock | | Wedgelock | | Wedgelock | |
| Compliance & Approvals | | | | | | | | | | |
| IET Wiring Regulations | BS7671 | | BS7671 | | BS7671 | | BS7671 | | BS7671 | |
| IET code of practice for EV charging | BS7671 | | BS7671 | | BS7671 | | BS7671 | | BS7671 | |
| Mild Steel-Galvanised | BS EN ISO 1461 | | BS EN ISO 1461 | | BS EN ISO 1461 | | BS EN ISO 1461 | | BS EN ISO 1461 | |
| Pillar Size | | | | | | | | | | |
| (See Size Guide for Pillar Dimensions) | 36 | 36 | 36 | 36 | 32 | 36 | 32 | 36 | 32 | 36 |

* Charge points shall be required to have load management software installed

630Amp

| 630Amp DNO | | | | | | | | | | |
|--|------------------------------------|-------------|------------------------------------|-------------|------------------------------------|-------------|------------------------------------|-------------|------------------------------------|-------------|
| Type | EV6301822GT | EV6301822GE | EV6301822LT | EV6301822LE | EV6301043LT | EV6301043LE | EV6307050LT | EV6307050LE | EV6303120LT | EV6303120LE |
| Rating | 22 KW (40A TPN) | | 22 KW (40A TPN) | | 43 KW (63A TPN) | | 50 KW (80A TPN) | | 120/150 KW (250A TPN) | |
| Charge Points | 18 | | 18 | | 10 | | 7 | | 3* | |
| Internals | | | | | | | | | | |
| TT | TT | PME | TT | PME | TT | PME | TT | PME | TT | PME |
| Non-Conductive Class II | Non-Conductive Class II | | Non-Conductive Class II | | Non-Conductive Class II | | Non-Conductive Class II | | Non-Conductive Class II | |
| Heater | Anti-condensation (pre-set to 5°C) | | Anti-condensation (pre-set to 5°C) | | Anti-condensation (pre-set to 5°C) | | Anti-condensation (pre-set to 5°C) | | Anti-condensation (pre-set to 5°C) | |
| MCCB main incomer | MCCB main incomer | | MCCB main incomer | | MCCB main incomer | | MCCB main incomer | | MCCB main incomer | |
| Earth Leakage | 30mA | 30mA | 300mA | 300mA | 300mA | 300mA | 300mA | 300mA | 300mA | 300mA |
| Type A | Type A | | Type A | | Type A | | Type A | | Type A | |
| Externals | | | | | | | | | | |
| Enclosure | Hot-Dip Galvanised | | Hot-Dip Galvanised | | Hot-Dip Galvanised | | Hot-Dip Galvanised | | Hot-Dip Galvanised | |
| Lock Type | Barlock (3 point) | | Barlock (3 point) | | Barlock (3 point) | | Barlock (3 point) | | Barlock (3 point) | |
| Compliance & Approvals | | | | | | | | | | |
| IET Wiring Regulations | BS7671 | | BS7671 | | BS7671 | | BS7671 | | BS7671 | |
| IET code of practice for EV charging | BS7671 | | BS7671 | | BS7671 | | BS7671 | | BS7671 | |
| Mild Steel-Galvanised | BS EN ISO 1461 | | BS EN ISO 1461 | | BS EN ISO 1461 | | BS EN ISO 1461 | | BS EN ISO 1461 | |
| Pillar Size | | | | | | | | | | |
| (See Size Guide for Pillar Dimensions) | 52 | 52 | 52 | 52 | 52 | 52 | 52 | 52 | 52 | 52 |

| 630Amp Private | | | | | | | | | | |
|--|------------------------------------|--------------|------------------------------------|--------------|------------------------------------|--------------|------------------------------------|--------------|------------------------------------|--------------|
| Type | EV630P1822GT | EV630P1822GE | EV630P1822LT | EV630P1822LE | EV630P1043LT | EV630P1043LE | EV630P7050LT | EV630P7050LE | EV630P3120LT | EV630P3120LE |
| Rating | 22 KW (40A TPN) | | 22 KW (40A TPN) | | 43 KW (63A TPN) | | 50 KW (80A TPN) | | 120/150 KW (250A TPN) | |
| Charge Points | 18 | | 18 | | 10 | | 7 | | 3* | |
| Internals | | | | | | | | | | |
| TT | TT | PME | TT | PME | TT | PME | TT | PME | TT | PME |
| Non-Conductive Class II | Non-Conductive Class II | | Non-Conductive Class II | | Non-Conductive Class II | | Non-Conductive Class II | | Non-Conductive Class II | |
| Heater | Anti-condensation (pre-set to 5°C) | | Anti-condensation (pre-set to 5°C) | | Anti-condensation (pre-set to 5°C) | | Anti-condensation (pre-set to 5°C) | | Anti-condensation (pre-set to 5°C) | |
| MCCB main incomer | MCCB main incomer | | MCCB main incomer | | MCCB main incomer | | MCCB main incomer | | MCCB main incomer | |
| Earth Leakage | 30mA | 30mA | 300mA | 300mA | 300mA | 300mA | 300mA | 300mA | 300mA | 300mA |
| Type A | Type A | | Type A | | Type A | | Type A | | Type A | |
| Externals | | | | | | | | | | |
| Enclosure | Hot-Dip Galvanised | | Hot-Dip Galvanised | | Hot-Dip Galvanised | | Hot-Dip Galvanised | | Hot-Dip Galvanised | |
| Lock Type | Barlock (3 point) | | Barlock (3 point) | | Barlock (3 point) | | Barlock (3 point) | | Barlock (3 point) | |
| Compliance & Approvals | | | | | | | | | | |
| IET Wiring Regulations | BS7671 | | BS7671 | | BS7671 | | BS7671 | | BS7671 | |
| IET code of practice for EV charging | BS7671 | | BS7671 | | BS7671 | | BS7671 | | BS7671 | |
| Mild Steel-Galvanised | BS EN ISO 1461 | | BS EN ISO 1461 | | BS EN ISO 1461 | | BS EN ISO 1461 | | BS EN ISO 1461 | |
| Pillar Size | | | | | | | | | | |
| (See Size Guide for Pillar Dimensions) | 36 | 42 | 36 | 42 | 36 | 36 | 36 | 36 | 36 | 36 |

* Charge points shall be required to have load management software installed

Other EV Charging Connections Solutions



Alongside our Standard range of EV Connection Feeder Pillars Lucy Zodion also provide a host of other connection solutions.

Commercial & Public Realm EV Installations

If a standard sized EVIS pillar is not suitable for your application, Lucy Zodion provides bespoke EV installations to large Super Charger sites and EV Hubs.

Please contact our technical sales team for further information and support.



On-Street Charging

A selection of 25A Secondary Isolators suitable for mounting in a lamppost where On-Street EV Chargers are installed or spurred from. Consisting of a Switch Disconnecter, RCBOs and Fused protection of the luminaire.

Specifications and options can be client specified.



EVIS Isolator
THM0122926



Residential EV Charging

The 100A 5-Way, Single-Pole MLNS Connector Block takes up to 35mm² cables making it the ideal product when connecting a residential EV charger or splicing/looping the incoming supply for the provision of renewables at home.



MLNS Block
0350012009




Danger
400 Volts


CCTV
in operation

KONA

electric

CHARGING

CHARGE

Lucy Zodion

Zodion House
Station Road, Sowerby Bridge
HX6 3AF, England
T: +44 (0) 1422 317 317
E: sales@lucyzodion.com
lucyzodion.com

| Department | Contact number(s) |
|---------------------|----------------------|
| Customer Services | +44 (0) 1422 317 317 |
| Technical Enquiries | +44 (0) 1422 317 326 |



Scan for
our website

MCG[®]
INDUSTRIAL

Lucy  *Zodion*